

PRELIMINARY INFORMATION

ALL SPECIFICATIONS SUBJECT TO CHANGE



COLORBLAST 12 TR UV



Color Kinetics® ColorBlast® 12 TR UV is designed specifically for backlight applications in stage and set environments. Unlike traditional UV fixtures, the ColorBlast 12 TR UV uses LED technology and advanced optics to provide strobing and dimming of UV light without the need for blinders, dowsers, or other moving components. The result is quiet and controllable high quality, high intensity UV-A light.

ColorBlast 12 TR UV features a pivoting bezel design that allows for replacement of the lens. Combined with the included clear and soft-focused tempered glass lenses, the fixture is immediately expandable between soft-edge wash lighting and extended beam projection. Power and data are supplied by an industry-standard 4-pin XLR connector included with the fixture.

Because the stage and set environment can be taxing on equipment, ColorBlast 12 TR UV also features an elastomeric protection sleeve mounted around the lens area. The sleeve protects the fixture and the lens from the rigors of multiple setups and teardowns.

Designed to quickly aim the fixture without the need of special tools, ColorBlast 12 TR UV features a locking, industrial grade constant torque hinge. The pre-assembled mounting base allows the unit to be set on the ground, mounted to a weighted base, or mated to a C-clamp for truss mount applications. The fixture also includes a bracket for easy mounting of safety tethers and carabiner clips.

ColorBlast 12 TR UV is DMX512-compatible and can be controlled by a Color Kinetics controller or any third-party DMX controller. The PDS-750 TR power supply is an ideal match for stage and set applications. It features on-board addressing, stand alone operation capability and a rugged design ideal for the demanding entertainment environment.

COLORBLAST 12 TR UV SPECIFICATIONS

COLOR RANGE	390-400 nm UV; continuously variable intensity
SOURCE	36 High intensity UV LEDs
BEAM ANGLE	23° ground lens, 10° clear lens
HOUSING	Die Cast Aluminum in black powdercoat finish
LENSES	Soft-focus tempered glass or clear tempered glass
CONNECTORS	6-foot (1.83 m) Unified power and data cable with 4-pin XLR connector
LISTINGS	UL/cUL, CE

COMMUNICATION SPECIFICATIONS

DATA INTERFACE	Color Kinetics data interface system
CONTROL	Color Kinetics full line of controllers or other DMX512 (RS485) sources

ELECTRICAL SPECIFICATIONS

POWER REQUIREMENT	24VDC
POWER CONSUMPTION	50W Max. at full intensity
POWER SUPPLY	PDS-750 TR (ITEM# 109-000019-00)

ENVIRONMENTAL SPECIFICATIONS

TEMPERATURE RANGE	-40°F to 122°F (-40°C to 50°C) operating temperature -4°F to 122°F (-20°C to 50°C) starting temperature
--------------------------	--

LED SOURCE LIFE

In traditional lamp sources, lifetime is defined as the point at which 50% of the lamps fail. This is also termed Mean Time Between Failure [MTBF]. LEDs are semiconductor devices and have a much longer MTBF than conventional sources. However, MTBF is not the only consideration in determining useful life. Color Kinetics uses the concept of useful light output for rating source lifetimes. Like traditional sources, LED output degrades over time (lumen depreciation) and this is the metric for SSL lifetime.

LED lumen depreciation is affected by numerous environmental conditions such as ambient temperature, humidity and ventilation. Lumen depreciation is also affected by means of control, thermal management, current levels, and a host of other electrical design considerations. Color Kinetics systems are expertly engineered to optimize LED life when used under normal operating conditions. Lumen depreciation information is based on LED manufacturers' source life data as well as other third party testing. Low temperatures and controlled effects have a beneficial effect on lumen depreciation. Overall system lifetime could vary substantially based on usage and the environment in which the system is installed.

Temperature and effects will affect lifetime. Color Kinetics rates product lifetime using lumen depreciation to 50% of original light output. When the fixture is running at room temperature using a color wash effect, the range of lifetime is in the range of 80,000-100,000 hours. This is LED manufacturers' test data. High output is defined as any LED device that is 1/2 watt or above. For more detailed information on source life, please see www.colorkinetics.com/lifetime.

CHROMACORE®
BY COLOR KINETICS

OPTIBIN®
BY COLOR KINETICS



ITEM# 116-000020-00

This product is protected by one or more of the following patents:
U.S. Patent Nos. 6,016,038, 6,150,774 and other patents listed at
<http://colorkinetics.com/patents/>. Other patents pending.

©2007 Color Kinetics Incorporated. All rights reserved.
Chromacore, Chromasic, CK, the CK logo, Color Kinetics, the
Color Kinetics logo, Color Kinetics The Leader in Intelligent
Light, ColorBlast, ColorBlaze, ColorBurst, ColorCast, ColorPlay,
ColorScape, DiMand, Direct Light, EssentialWhite, eW, iColor,
iColor Cove, IntelliWhite, iW, iPlayer, Light Without Limits, Optibin,
Powercore, QuickPlay, Sauce, the Sauce logo, and Smartjuice
are either registered trademarks or trademarks of Color Kinetics
Incorporated in the United States and/or other countries.

All other brand or product names are trademarks
or registered trademarks of their respective owners.

BR0207 Rev 01

Specifications subject to change without notice. Refer to
www.colorkinetics.com for the most recent version.

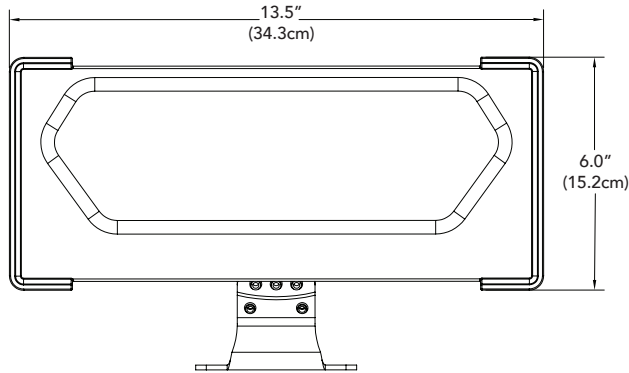
PRELIMINARY INFORMATION

ALL SPECIFICATIONS SUBJECT TO CHANGE

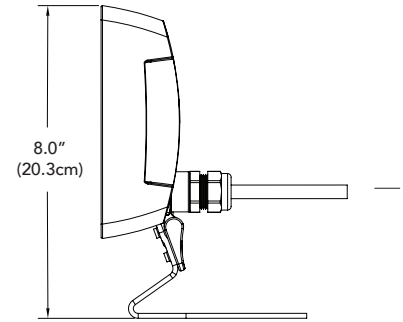
COLORBLAST 12 TR UV

PHYSICAL DIMENSIONS

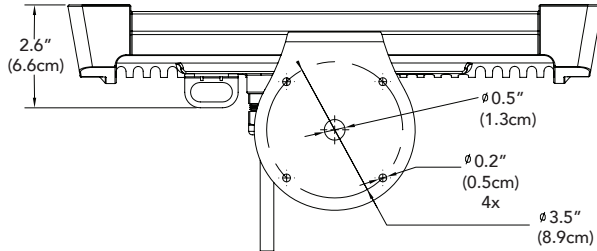
FRONT



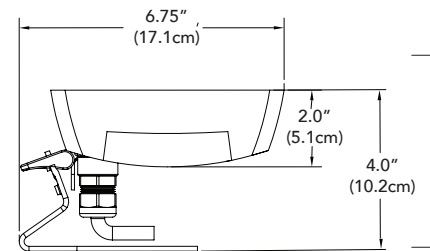
SIDE



BASE



SIDE



ColorBlast 12 TR UV ITEM# 116-000029-00

POWER CONNECTION	3-wire, 18AWG power/data cable, 3-pin XLR connector
POWER REQUIREMENT	24VDC (50W)
WEIGHT RANGE	1.25 lbs. (0.6 kg) - 3 lbs. (1.3 kg)

OPTIBIN®

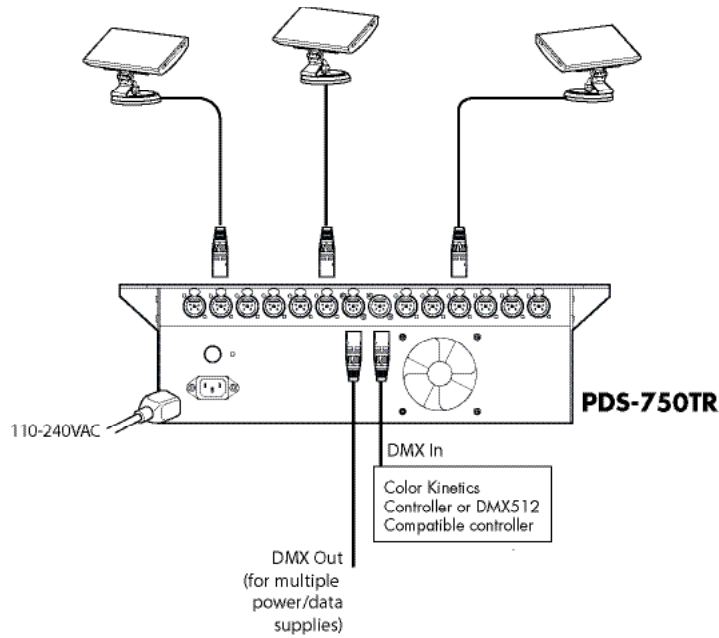
There are inherent variations in the fabrication processes of all semiconductor materials. For LEDs, this variance results in differences in the color and intensity of light output as well as electrical characteristics. Due to these differences, LED manufacturers sort production into "bins," but insuring the availability of a single bin is very difficult. To minimize this issue and achieve optimal color consistency in its products, Color Kinetics has developed and uses a proprietary technology called Optibin. Optibin is an advanced production binning optimization process that minimizes the effects of LED variance for the best possible output uniformity in the final product. Color Kinetics Optibin technology gives the most consistent control of color and intensity from product to product.

PRELIMINARY INFORMATION

ALL SPECIFICATIONS SUBJECT TO CHANGE

COLORBLAST 12 TR UV

FUNCTIONAL FLOW DIAGRAM



For complete installation instructions and safety precautions, refer to the ColorBlast 12 TR User Guide and wiring diagrams located on the web at: www.colorkinetics.com/support

Additional Items	
Power/Data Supply	PDS-750 TR (ITEM# 109-000019-00)
Controller	Any Color Kinetics controller or DMX512 compatible controller

OPTIBIN®

There are inherent variations in the fabrication processes of all semiconductor materials. For LEDs, this variance results in differences in the color and intensity of light output as well as electrical characteristics. Due to these differences, LED manufacturers sort production into "bins," but insuring the availability of a single bin is very difficult. To minimize this issue and achieve optimal color consistency in its products, Color Kinetics has developed and uses a proprietary technology called Optibin. Optibin is an advanced production binning optimization process that minimizes the effects of LED variance for the best possible output uniformity in the final product. Color Kinetics Optibin technology gives you the most consistent control of color and intensity from product to product.